

Green Evaluation

**Modern Land (China) Co. Ltd.**  
**US\$350 Million Green Bond**

**Transaction Overview**

On February. 27, 2018, Modern Land (China) Co. Ltd. issued US\$350 million in green bonds. In line with its Green Bond Framework, the company will use the entire proceeds exclusively for the financing or the refinancing of the construction of new and the refurbishment of existing environmentally certified green buildings in China, including without limitation the refinancing of existing debt in relation to such projects. The bonds mature in 2021.

**Entity:** Modern Land (China) Co. Ltd.  
**Subsector:** Real Estate  
**Location (HQ):** Beijing  
**Financing value:** US\$350 million  
**Amount evaluated:** 100%  
**Evaluation date:** Feb. 26, 2018  
**Contact:** Dennis Lee  
 +852 2533 3563  
 dennis.lee@spglobal.com

**Green Evaluation Overview**

**Transaction's Transparency**

- Use of proceeds reporting
- Reporting comprehensiveness

**64**

**Transaction's Governance**

- Management of proceeds
- Impact assessment structure

**76**

**Mitigation**

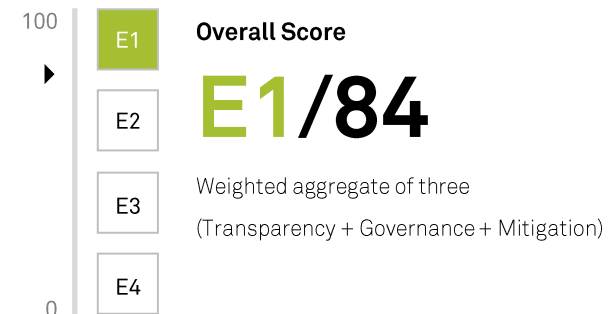
**Sector** → **Net Benefit Ranking** → **Hierarchy Adjustments**

Green Building → New build – General → Carbon

**92**

**Adaptation**

**NA**



## Project Description

Modern Land is engaged in the green property development business, primarily in China. Bond proceeds will be used for financing or the refinancing of green building projects in China according to the company's Green Bond Framework. Eligible projects financed with the proceeds of the green bonds involve new construction of commercial and residential buildings that have achieved either the Chinese Green Building Label (minimum certification "2 Star" for Green Building Design Label or Green Building Operation Label) or LEED (minimum certification "Gold"). Projects must also evidence additional energy-saving and performance data, including at least 15% energy performance improvement for new building construction and 30% energy performance improvement for renovation of existing buildings, depending on location and other justifiable building benefits.

Modern Land will use all proceeds for green buildings as stated in their Green Bond Framework. Modern Land's treasury and green building R&D departments select eligible projects.

## Scoring Summary

In our Green Evaluation, the bond achieved an E1/84, the highest rank on our scale of E1 (highest) to E4 (lowest). We determine the score by taking a weighted average of the transaction's Transparency (64), Governance (76), and an excellent Mitigation score of 92. The excellent Mitigation score reflects the meaningful environmental benefits and significant amount of carbon dioxide emissions saved over the lifetime of Modern Land's green property projects from China's carbon intense grid.

## Rationale

- All funds raised were allocated to finance or refinance the debt in relation to the eligible new building green projects that achieve defined environmental certification standards and meet energy saving targets.
- The solid Governance score reflects the strong framework governing the allocation and management of proceeds, as well as the detailed measurement of actual or expected environmental

impacts for each eligible project, though some information is not subject to third-party verification.

- The strong Transparency score reflects regular reporting with disclosure of eligible projects and their environmental benefits. However, the score is constrained by our anticipation that Modern Land will only disclose a basic set of information about some of its eligible projects.

## Key Strengths And Weaknesses

Bond proceeds will be applied to commercial and residential green building projects that achieve specified certification standards and meet verified energy saving targets. Our evaluation of green building projects considers primarily the energy performance improvement compared to a particular industry benchmark. The excellent Mitigation score is a function of the high level of expected avoided carbon emissions compared with the baseline scenario due to the high carbon intensity of the coal-dominated Chinese grid mix. These factors contribute to a Net Benefit score of 96.

Green buildings achieve the second-highest category in S&P Global Ratings' carbon hierarchy based on their role in the significant decarbonization of key sectors through low-carbon solutions. The final Environmental Impact score is revised down to 92 following the hierarchy application.

The Governance score reflects the company's commitment to maintain a defined process regarding project evaluation and selection, management of proceeds, and reporting. Modern Land's project selection criteria are comparable with those of peers in China that have set up a similar green bond framework. The company also established a mechanism for the management of proceeds, such as earmarking proceeds to eligible projects and with policy guiding the management of unused proceeds. However, proceeds raised in this green bond will mainly be used for refinancing, and it is not entirely clear which existing green project debt is going to be refinanced. Modern Land has nevertheless confirmed that only eligible new build projects (with two or three stars on the China three-star green building standard) will be refinanced. The allocation of proceeds is not verified by an independent third party.

The Transparency score reflects the qualitative assessment and the green technology implemented in the eligible projects disclosed in the Environmental, Social, and Governance section of the company's annual report. Additionally, we have also factored in our expectations for improved transparency as Modern Land is planning to expand its

existing disclosures to include the energy saving rate and the total and actual investment of some of its green projects. However, the score is constrained by the level of detail of its disclosure compared with peers and because the company's disclosure and estimated/actual environmental impacts do not receive independent assurance.

Clearly documented green objectives and intentions to comply with Modern Land's written environmental guidelines boost the Governance score.

All of these factors combined result in the final Green Evaluation of E1/84.

### Sector-Level Scores

Sector	Location	Technology	Use of Proceeds (USD mil.)	Use of Proceeds Treatment	Net Benefit Ranking
Green buildings	China	New build – General	350	Estimated	96
			<b>350</b>		

# Carbon

## Green Evaluation Process


**64**  
Transparency

**76**  
Governance

**92**  
Mitigation

Weighted aggregate of three  
(Transparency + Governance + Mitigation)

**E1/84**  
Overall Score

Technology	Baseline Carbon Intensity	Net Benefit Ranking	→ Carbon Hierarchy Adjustment	Environmental Impact Score	Proceeds (USD mil.)
	 <p>High ● Low China</p>				
Wind power					
Solar power					
Small hydro					
Large hydro (excluding tropical areas)					
Energy management and control					
Unspecified					
Green transport without fossil fuel combustion					
<b>Green buildings – new build</b>		<b>96</b>	<b>Significant decarbonization in sectors already aligned with a green economy</b>	<b>92</b>	<b>\$350</b>
Unspecified					
Energy efficient projects (industrial and appliance efficiencies)					
Green transport with fossil fuel combustion					
Green buildings refurbishment					
Unspecified					
Nuclear					
Large hydro in tropical areas					
Unspecified					
Coal to natural gas					
Cleaner fuel production					
Cleaner use of coal					
Unspecified					

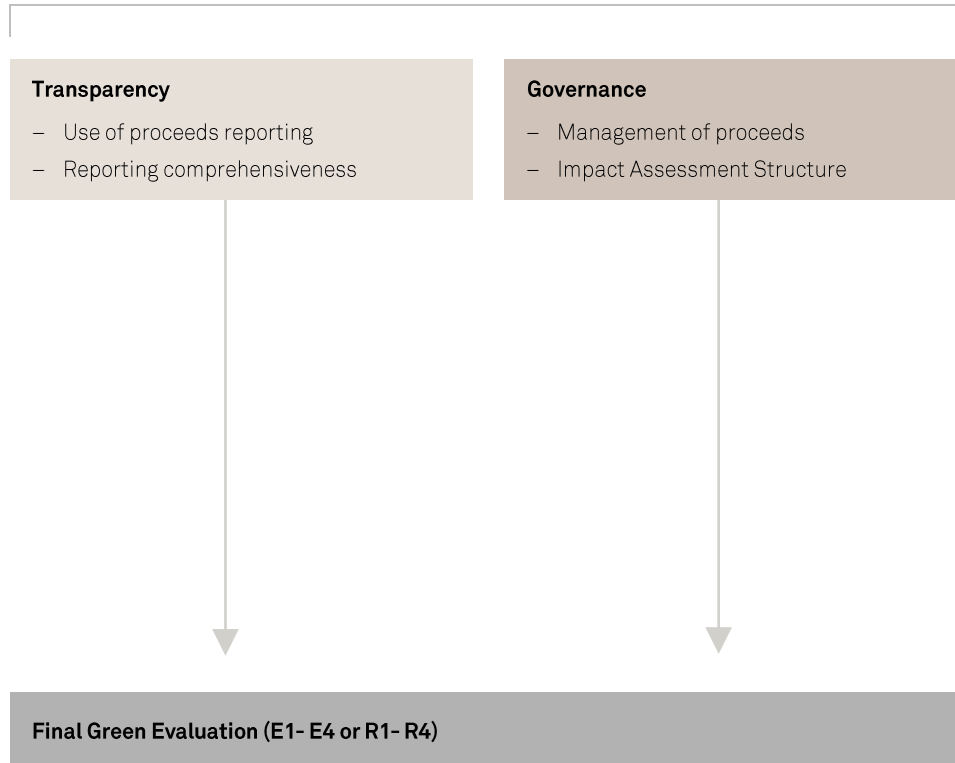
Increasing Decarbonization Impact ↑

## Our Green Evaluation Approach

Weighted aggregate of three:



Common approach used amongst opinion providers



Unique to S&P Global Ratings



eKPI – Environmental Key Performance Indicator

Standard & Poor's Financial Services LLC or its affiliates (collectively, S&P) receives compensation for the provision of the Green Evaluation product (Product). S&P may also receive compensation for rating the transactions covered by the Product or for rating the issuer of the transactions covered by the Product. The purchaser of the Product may be the issuer or a third party.

The Product is not a credit rating. The Product does not consider state or imply the likelihood of completion of any projects covered by a given financing, or the completion of a proposed financing. The Product provides a relative ranking evaluation of the estimated environmental benefit of a given financing. The Product is a point in time assessment reflecting the information available at the time that the Product was created and published. The Product is not a research report and is not intended as such.

S&P's credit ratings, opinions, analyses, rating acknowledgment decisions, any views reflected in the Product and the output of the Product are not investment advice, recommendations regarding credit decisions, recommendations to purchase, hold, or sell any securities or to make any investment decisions, an offer to buy or sell or the solicitation of an offer to buy or sell any security, endorsements of the suitability of any security, endorsements of the accuracy of any data or conclusions provided in the Product, or independent verification of any information relied upon in the credit rating process. The Product and any associated presentations do not take into account any user's financial objectives, financial situation, needs or means, and should not be relied upon by users for making any investment decisions. The output of the Product is not a substitute for a user's independent judgment and expertise. The output of the Product is not professional financial, tax or legal advice, and users should obtain independent, professional advice as it is determined necessary by users.

Unless otherwise specified, the data in the Product is provided by TruCost and/or sourced from the transaction issuer. The actual Product features and output may vary from that represented in this prototype. Availability of Product features is not guaranteed. S&P and any third-party providers, as well as their directors, officers, shareholders, employees or agents (collectively S&P Parties) do not guarantee the accuracy, completeness, timeliness or availability of the Product. S&P Parties are not responsible for any errors or omissions (negligent or otherwise), regardless of the cause, for reliance of use of information in the Product, or for the security or maintenance of any information transmitted via the Internet, or for the accuracy of the information in the Product. The Product is provided on an "AS IS" basis. S&P PARTIES MAKE NO REPRESENTATION OR WARRANTY, EXPRESS OR IMPLIED, INCLUDED BUT NOT LIMITED TO, THE ACCURACY, RESULTS, TIMELINESS, COMPLETENESS, MERCHANTABILITY OR FITNESS FOR ANY PARTICULAR PURPOSE WITH RESPECT TO THE PRODUCT, OR FOR THE SECURITY OF THE WEBSITE FROM WHICH THE PRODUCT IS ACCESSED. S&P Parties have no responsibility to maintain or update the Product or to supply any corrections, updates or releases in connection therewith. S&P Parties have no liability for the accuracy, timeliness, reliability, performance, continued availability, completeness or delays, omissions, or interruptions in the delivery of the Product.

To the extent permitted by law, in no event shall the S&P Parties be liable to any party for any direct, indirect, incidental, exemplary, compensatory, punitive, special or consequential damages, costs, expenses, legal fees, or losses (including, without limitation, lost income or lost profits and opportunity costs or losses caused by negligence, loss of data, cost of substitute materials, cost of capital, or claims of any third party) in connection with any use of the Product even if advised of the possibility of such damages. S&P maintains a separation between commercial and analytic activities. S&P keeps certain activities of its business units separate from each other in order to preserve the independence and objectivity of their respective activities. As a result, certain business units of S&P may have information that is not available to other S&P business units. S&P has established policies and procedures to maintain the confidentiality of certain nonpublic information received in connection with each analytical process.

Copyright © 2017 by Standard & Poor's Financial Services LLC. All rights reserved. STANDARD & POOR'S, S&P and RATINGSDIRECT are registered trademarks of Standard & Poor's Financial Services LLC.

**[spglobal.com/ratings](http://spglobal.com/ratings)**